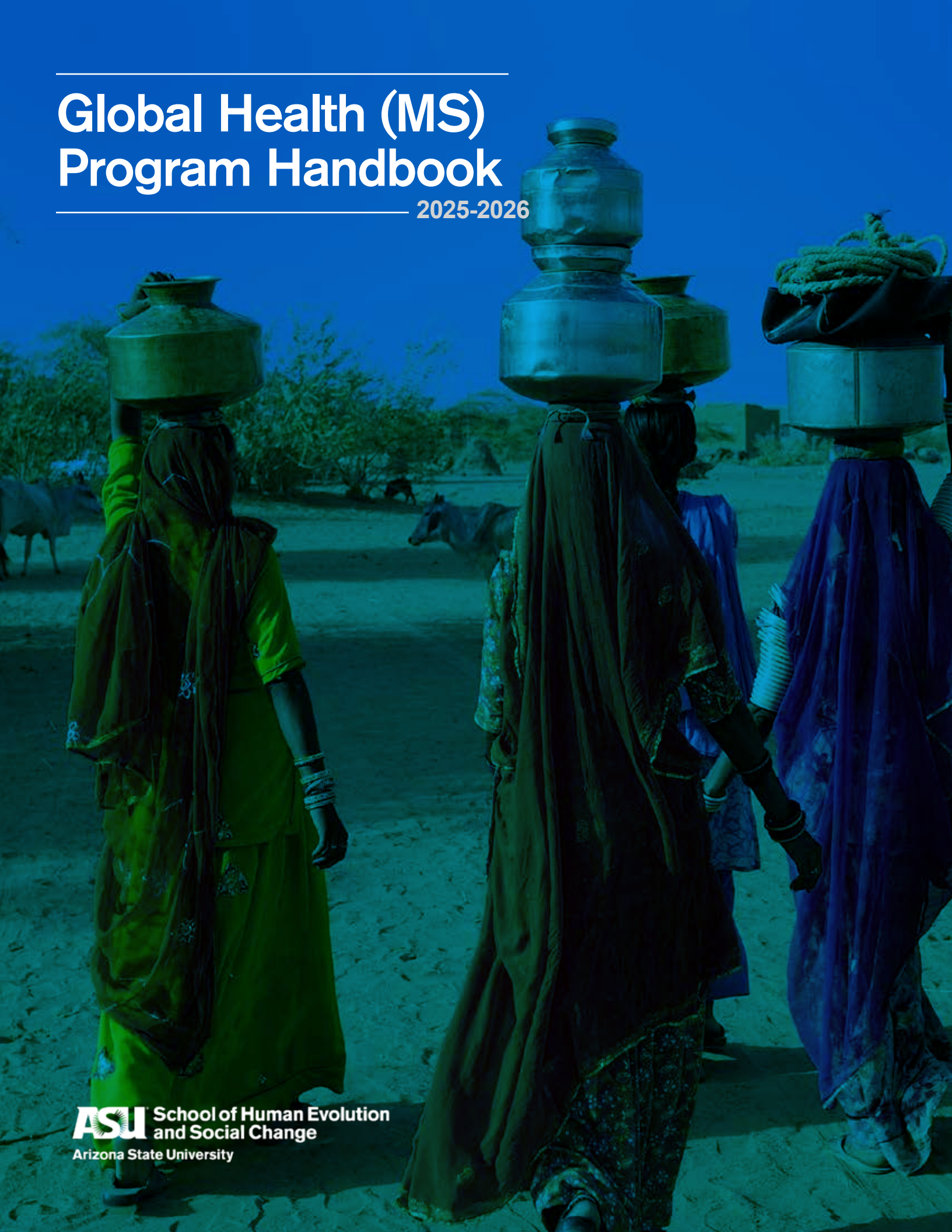

Global Health (MS) Program Handbook

2025-2026



School of Human Evolution and Social Change

**MS in Global Health
Handbook**

Arizona State University

Last Revision: June 2025

Prepared by:
SHESC Committee of faculty, staff, and students

Table of Contents

INTRODUCTION.....	4
ADMISSION REQUIREMENTS - M.S. in GLOBAL HEALTH.....	4
Application Information.....	5
Application Deadlines.....	6
Contact Information.....	6
UNIVERSITY REQUIREMENTS: REGISTRATION AND ENROLLMENT.....	7
Proof of Immunization.....	7
Continuous Enrollment.....	7
Course Load.....	7
Leave of Absence.....	8
Grades and Grievances.....	8
Drop/Add and Withdrawal Deadlines.....	9
Medical/Compassionate Withdrawal.....	9
Voluntary Withdrawal.....	9
PROGRAM REQUIREMENTS.....	10
Pre-admission/Transfer Credits.....	10
Mandatory Orientation.....	10
MS Global Health Supervisory Committee.....	10
Filing Interactive Plan of Study (iPOS) Committee.....	11
ACADEMIC AND RESEARCH PERFORMANCE EVALUATIONS.....	12
End of Semester GPA Review.....	12
What Constitutes Satisfactory Performance (“S”).....	13
What Constitutes Concern about Performance (“C”).....	13
What Constitutes Unsatisfactory Performance (“U”).....	13
Conditions under which Dismissal is recommended without probation.....	14
TIMELINE AND CULMINATING EVENTS.....	14
MS in Global Health: Procedures & Paperwork.....	14
Paperwork for Special Circumstances.....	15
Resources for the interactive Plan of Study (iPOS).....	16
STUDENT CODE OF CONDUCT AND ACADEMIC INTEGRITY.....	18
Academic Integrity.....	18
Student Code of Conduct.....	18
Title IX.....	19

OUR COMMITMENT TO INCLUSIVE EXCELLENCE.....	19
ASU Charter.....	19
Inclusive Excellence.....	19
FINANCIAL ASSISTANCE POLICIES AND PROCEDURES.....	19
Financial Aid Policy and Procedures.....	19
Assistantships and Apprenticeships.....	20
Absence and Leave Policies for TAs/RAs.....	21
Evaluation for TA/RAs.....	21
Termination before End of Appointment Period.....	21
DEPARTMENT AND UNIVERSITY RESOURCES.....	22
Association of All Graduate Students (AAGS).....	22
Graduate Student Government (GSG).....	22
Graduate Lounge/Workroom.....	22
Academic and Professional Resources.....	23
Student Support Services.....	25
Business Services.....	27
DEGREE REQUIREMENTS FOR M.S. IN GLOBAL HEALTH.....	29
M.S. in Global Health Accelerated Degree Program.....	32
MS in Global Health Internship.....	33
Internship Overview.....	34
Internship Logistics.....	35
Scope of Work.....	36

INTRODUCTION

This handbook outlines the graduate requirements and procedures set forth by the faculty of the School of Human Evolution and Social Change (SHESC) at Arizona State University. Our graduate degree programs are directed toward the attainment of excellence in Anthropology, Global Health, Environmental Social Science, and Applied Mathematics for the Life and Social Sciences as demonstrated by accomplishments in research, coursework, and examinations.

This handbook is a living document and SHESC will refer to the most current version for the enforcement of policy. Any student can petition for a specific exception to the current handbook if there are any discrepancies.

The current version of this document can be found on the [SHESC webpage](https://shesc.asu.edu/student-life/graduate-handbooks), at: <https://shesc.asu.edu/student-life/graduate-handbooks>. All previous handbooks can be found at this link as well.

In addition to the requirements set by SHESC in this document, students must follow the [policies and procedures](#) established by the Graduate College.

Master of Science, Global Health

The Master of Science program in global health in the School of Human Evolution and Social Change exposes students to a comprehensive understanding of the factors that lead to morbidity around the world, including ecological, political, cultural, institutional, historical, evolutionary, social and technological factors. This program equips students with the necessary skills to create effective, sustainable and culturally appropriate approaches to prevent, assess and mitigate disease as well as to critically assess the work of others in their professional environments.

The program helps learners to cultivate professional practice through focus on application of technical knowledge into professional settings by integrating recognized global health competencies.

ADMISSION REQUIREMENTS for M.S. in GLOBAL HEALTH

Domestic Students

Have earned a bachelor's degree or higher from a regionally accredited institution in the U.S. or the equivalent of a U.S. bachelor's degree from an international institution that is officially recognized by that country.

Although applicants are not required to have a specific type of bachelor's degree, most admitted students have a degree related to their graduate program of interest.

Have maintained a “B” (3.00 on a 4.00 scale, 4.00=“A”) grade point average (GPA) in the last 60 semester hours or 90 quarter hours of undergraduate course work, or a minimum cumulative GPA of 3.00 in an applicable master's degree program.

If students do not meet the minimum GPA requirements, their application may still be considered under the holistic admissions process based on a combination of their CV, work experience, and written statement.

International Students

The application standards for international students are the same as for domestic students, with the exception of submitting proof of [English proficiency](#) (for students whose native language is not English). After admission, international students are also required to obtain a U.S. visa, which includes submitting a graduate financial guarantee.

All **international** transcripts must be submitted in the original language accompanied by an official English translation from an approved translating agency. Translations must be literal, complete versions of the originals and must be translated by a university, government official or official translation service. The English translation must be the original document with the official stamp of the institution or the translation service.

Students should review all transcript requirements on the [Admissions website](#). You may not complete your own translation. **Photocopies and notarized transcripts are not acceptable.**

Application Information

All application materials are submitted online through the Graduate Admissions [electronic application](#). The application consists of materials required by [Graduate Admissions](#) and those required by SHESC. The application will provide instructions regarding the required materials, which include:

- Graduate admission application fee (Domestic \$70 and International \$115)
- Personal statement/letter of interest responding to the statement prompts
- Official transcripts from all former institutions
- Current curriculum vitae or resume
- Three letters of recommendation
- Official TOEFL scores, if applicable

Detailed instructions and mailing addresses for international transcripts can be found here: [Transcripts for Admission to ASU](#)

Letters of recommendation

Two letters of recommendation are required. At least one letter must be from an academic source speaking to the applicant's academic ability; the second letter can be from an employer/supervisor, religious official, community leader, etc.

Personal statement

For the personal statement, write a statement of intent (in 1,000 words or less) that addresses two questions:

1. How will the MS in Global Health program at ASU help you to meet your goals? For example, how will it help you to address a particular problem or support your career progression?
2. How will your background, including but not limited to prior training and experiences, support your success in this program?
 - a. If your academic record includes GPA below 3.0 in a graduate degree or last 60 credits of an undergraduate degree, you may describe the contributing circumstances in your personal statement.

Application Deadlines

Admissions for the MS in Global Health are for the **Fall and Spring A Sessions**. Graduate admission to the MS in Global Health in SHESC consists of the following application dates for full consideration; applications received after these dates will be considered at a lower priority.

Fall Semester Enrollment

July 1

Spring Semester Enrollment

December 1

Contact Information

School of Human Evolution and Social Change

900 S. Cady Mall, Tempe, AZ 85281

Mailing: P.O. Box 872402, Tempe, AZ 85287-2402

Phone: 480-965-6215 | **Fax:** 480-965-7671

General Information Email: shesc@asu.edu

Graduate Studies and Graduate School Applications

Please email shesc.grad@asu.edu to request information or for questions on the admission process. An advisor will get back to you within two business days.

Advising Support

For academic advising, please contact the following staff members and expect a response within two working days.

- **Carita Harrell**, Associate Director of Academic Services, at Carita.Harrell@asu.edu or 480-727-6137

- **James Randall**, Manager, Graduate Academic Advising, at shesc.grad@asu.edu or 480-965-6215
- **Stefanie Bobar**, Academic Success Coordinator, Sr., at shesc.undergrad@asu.edu or 480-965-6215
- **Wondra Lee**, Academic Success Advisor, Sr., at shesc.undergrad@asu.edu or 480-965-6215
- **Elissa Shapiro**, Academic Success Advisor, at shesc.undergrad@asu.edu or 480-965-6215
- **Maureen Towne**, Academic Success Advisor, at shesc.undergrad@asu.edu or 480-965-6215

UNIVERSITY REQUIREMENTS: REGISTRATION AND ENROLLMENT

Proof of immunization

Once admitted, all students are required to have proof of measles immunizations on file with [Health Services](#) prior to registration. Graduate students register through [My ASU](#) according to their enrollment appointment. Details regarding registration and tuition are provided in the [Registration and Tuition Payment Guide](#).

Continuous Enrollment

Once admitted to the graduate degree program, students must be registered for a minimum of one credit hour for each fall and spring term, including the term in which they graduate. This includes periods when students are engaged in their internship or in any other way utilizing university resources, facilities or faculty time.

Registration for every Fall and Spring semester is required. **Summer registration is required for MS in Global Health students only when they are completing culminating experiences or are graduating during the summer semester.** Check with your Graduate Academic advisor if you have questions about continuous enrollment or summer registration.

To maintain continuous enrollment the credit hour(s) must appear on the student's Interactive Plan of Study (iPOS) and be associated with one of the following:

- Be research (592, 692, 792), thesis (599, 699), dissertation (799), or continuing registration (595, 695, 795).
- Be a graduate-level course.
- Be a 400-level course that is listed on an approved iPOS.
- Be a deficiency course that is listed on the student's admit letter.

Course Load

Graduate students employed as Research (RA) or Teaching Assistants (TA) must register for a minimum of nine credit hours. Students supported on work-study, other

types of financial aid, or those on a U.S. Visa may be required to take a minimum course load of more than nine credit hours. Students should review the registration and enrollment guidelines in the Graduate College Policies and Procedures handbook for more information.

Leave of Absence

If a Plan of Study must be interrupted, the student may apply for a Leave of Absence for a maximum of two semesters during their graduate program. The Program Lead (Chair of Supervisory Committee), Director of Graduate Studies, and the Graduate College must endorse an application for leave status. This request must be filed and approved the semester before the anticipated absence. Students must submit a Leave of Absence request via their [Interactive Plan of Student \(iPOS\)](#). The student should briefly state the reason for needing a leave of absence and the duration (not to exceed two semesters per Graduate College guidelines). This petition will be submitted to an advisor and an Adobe Sign form will be submitted to the Supervisory Committee.

A student on leave is not required to pay fees but is also not permitted to place any demands on university faculty or use any university facilities.

Failure to maintain continuous enrollment without prior approval will result in the student being discontinued from the graduate program. A student removed from a graduate program for failure to maintain continuous enrollment may re-apply for admission. The application will be considered along with all the other new applications to the degree program. There is no guarantee of admission and not all prior credits or culminating events may count.

Please see the [Graduate College Policy Manual](#) for more information on grades and continued enrollment.

Grades and Grievances

SHESC students should refer to the Academic and Research Performance Evaluations section for information regarding GPA and letter grade expectations.

Students who are seeking to appeal a grade should refer to The College's [Academic \(Grade\) Grievance procedures](#). Grade appeals should be addressed by the student as soon as possible after the grade in question is awarded.

Grades of "W" (withdrawal) or "X" (audit) are not valid for continuous enrollment purposes or minimum registration requirements. "W" grades are received when students officially withdraw from a course after the course-drop deadline or when they do not successfully complete an audited class. "X" grades are received when a student successfully completes audited courses.

Additionally, students completing work for a course in which they received a grade of "I"

(incomplete) must maintain continuous enrollment as defined previously. Graduate students have one year to complete work for an [incomplete grade](#); if the work is not complete the “I” grade becomes permanent. The [Student Services Manual](#) provides more information about incomplete grades.

Drop/Add and Withdrawal Deadlines

Registration deadlines determine the last day a student is able to [add, drop or withdraw](#) from classes. Each class has its own set of registration deadlines which are based on the length of the class as well as the session in which the class is held. The drop/add/withdrawal deadlines listed on the [Academic Calendar](#) apply to classes scheduled in the regular A/B/C sessions. If a class does not follow the A/B/C session timelines, the drop/add/withdrawal deadlines are prorated. To determine the registration deadlines for a class in which a student is registered in is to sign in to My ASU and click on the calendar icon next to the class in the My Classes box. To determine the registration deadlines of a class in which a student has not yet registered, use the online [Class Search](#) to search for the class and hover over the dates on the class in the search results.

Medical/Compassionate Withdrawal

If a student experiences a serious illness, injury or other significant personal situation that is preventing progress in classes or research, and the standard withdrawal options for the student are not appropriate for the situation, the student may request a [medical/compassionate withdrawal](#). All applications for the medical/compassionate withdrawal require thorough and credible documentation and must be approved by The College of Liberal Arts and Sciences Dean’s Office. The student must complete all of the required steps in order to be considered for a medical/compassionate withdrawal.

Students are strongly encouraged to reach out to the [Student Advocacy and Assistance](#) if they are experiencing any kind of educational, personal or other campus impediment towards successful completion of their academic goals. Student Advocacy and Assistance links students with appropriate university and community resources, agencies, and individuals, collaborates with faculty and staff in the best interest of the students, and follows through to bring efficient closure to student concerns.

Voluntary Withdrawal

Students may voluntarily withdraw from a specific degree program or from ASU at any time. Students who wish to withdraw should submit a [voluntary complete withdrawal form](#) to Graduate Admission Services. Submission of this form will not withdraw students from course(s) for any semester. Students may choose to complete the course(s) for which they are currently enrolled. If a student needs to withdraw from course(s) currently in progress or course(s) in the upcoming semester, the student should contact the Registrar’s Office.

PROGRAM REQUIREMENTS

Pre-admission/Transfer Credits

Graduate-level credits taken at ASU or other accredited institutions prior to admission to a SHESC graduate degree program are considered pre-admission credits (which is the same as transfer credits). With the approval of the Program Lead (Committee Chair), and the Graduate College, students may include **a maximum of 9 relevant graduate-level credit hours with grades of “B” or better** that were not in a previous degree toward their iPOS. Only graduate-level courses with “B” grade or higher that were not used toward a previous degree may be eligible to apply toward the current degree program. See the [Graduate College guidelines](#) website for more details regarding pre-admission credits (refer to the Handbook section: *ASU Pre- Admission Credits* under the *Graduate Degree Requirements*).

Mandatory Orientation

Mandatory orientation typically occurs the week before or during the first week of each Fall and Spring Semester. Each incoming graduate student will receive general information about the graduate program from the Director of Graduate Studies and Program Lead. Students should meet individually with the Program Lead for personalized guidance on the graduate program, recommendations for first year courses, and discussion on the culminating experience (internship) and related matters.

MS Global Health Supervisory Committee

The faculty supervisory committee supports students in creating an academic plan that supports the student’s career goals, such as planning classes and identifying an internship. As a committee gets to know the student, they can connect the student to opportunities, people, and networks to advance the student’s career goals. When identifying faculty to ask to serve in this role, consider these factors along with the faculty member’s expertise. Plan to connect with your faculty supervisor (chair of your committee) once per semester.

MS in Global Health students are required to have a two-person committee by The College of Liberal Arts and Sciences. The committee must include the Program Lead and the Instructor of the student’s ASB 584 Internship Course. When this is the same person, that person is designated as the Committee Chair, and a second member is needed. If they are separate individuals, this completes the two-person committee requirement.

Second committee members are considered ASU faculty with job titles that include, but are not limited to, Assistant/Associate/Full Professor; Assistant/Associate/Full Research Scientist; Assistant/Associate/Full Clinical Professor of the School of Human Evolution and Social Change. Co-advisors and co-chairs are allowed. *The program will provide a list of individuals who have agreed to serve in the role of second committee member.*

You may automatically add this person to your iPOS without a prior conversation.

This minimum two-person (non-thesis) committee shall consist of:

- One chair (Program Lead/Internship Instructor), or two advisors as co-chairs.
 - Note: If there are two co-chairs, no additional committee members are required
- The second committee member may be one of the following:
 - Individuals on the list provided by the program, which can be provided by the Graduate Advisor or Program Lead.
 - A member of the Graduate Faculty, who may be within or external to SHESC. You may seek someone related to your career interests or who has research/teaching/practice interests that match yours. The classification of Graduate Faculty is defined and managed by the ASU Graduate College. SHESC faculty members are on the Graduate Faculty, along with various researchers and lecturers. Most Graduate Faculty can be committee chairs or co- chairs.
 - An individual external to ASU who has appropriate experience in GlobalHealth. This may be someone at the organization hosting the students' internship or aligned with the student's professional development goals.
 - Additional participants (e.g. faculty members who are not Graduate Faculty) may serve as one of the committee members, pending approval by the Supervisory Committee, the Director of Graduate Studies, and the Graduate College.
 - Students who wish to add an individual external to ASU as a member of their committee should submit the following to the Graduate Academic advisor:
 - Completed Committee Appointment Form signed by the rest of their committee and Graduate Director.
 - A brief 1-2 sentence justification for the skills the individual will bring to the committee written by the student.
 - The requested member's curriculum vitae.
 - If the individual is associated with ASU, provide their ID number, if outside ASU then the individual's birthdate will need to be provided.

If a student needs to change their chair or committee members during their program, the student will complete the committee change form.

Filing the Interactive Plan of Study (iPOS)

The Interactive Plan of Study (iPOS) is an official academic plan for students that maps the requirements for degree completion. It includes coursework, the student's Supervisory Committee, and additional milestones such as the culminating experience (applied global health internship).

The student is expected to meet with their Supervisory Committee to formulate and

approve their iPOS. It is the student's responsibility to submit and update their iPOS (found in "My Programs" section of My ASU) yearly and to include the iPOS requirements as noted in this handbook depending on their degree. This will be submitted to an advisor and be approved for this initial submission. Please see the iPOS [How-to guides](#) to help with clarification on how to submit these.

The iPOS is required to be submitted and approved by the end of the first semester in the program.

The iPOS coursework and/or Supervisory Committee may need to be updated as the student advances toward completion of their studies. Students must notify the Graduate Academic advisor when any changes are made to their iPOS. It is highly recommended that students meet with the Graduate Academic advisor regularly, preferably during each semester, to ensure that their iPOS is in order.

ACADEMIC AND RESEARCH PERFORMANCE EVALUATIONS

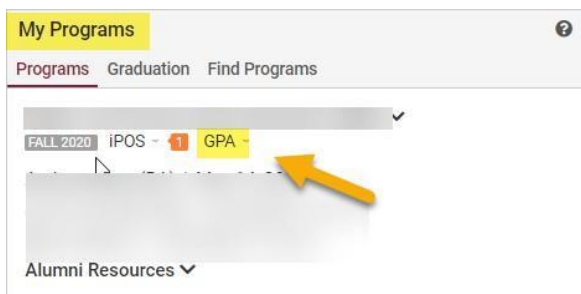
End of Semester GPA Review

Graduate students must maintain a minimum 3.00 (scale is 4.00 = "A") grade point average (GPA) to maintain satisfactory academic progress and to graduate. The minimum 3.00 GPA must be maintained on all GPA's (Plan of Study (iPOS) GPA, Overall Graduate GPA, and Cumulative GPA). Graduate students who do not meet all three of these GPA requirements will go on academic probation.

- The **Plan of Study (iPOS) GPA** is based on all courses that appear on the iPOS, with the exception of Law and transfer coursework.
- The **Overall Graduate GPA** is based on all courses numbered 500 or higher that appear on the transcript after admission to a graduate program or graduate non-degree. This includes shared 500-level coursework taken as part of an approved accelerated bachelor's/master's program.
- The **Cumulative GPA** is based on all courses completed after a student becomes a graduate student including both graduate and undergraduate courses. A student's Cumulative GPA includes all courses that appear on their transcript including those not on their iPOS.

At the end of each semester, the Graduate Academic advisor will conduct a review of graduate student GPAs. The purpose of this review is to identify students who do not meet the minimum GPA requirements set forth by the Graduate College. Students will receive an academic probation letter if any of their GPAs (Cumulative GPA, iPOS GPA, and/or Overall Graduate GPA) fall below 3.0. Failure to meet the terms outlined in the probationary letter will result in a recommendation to The College for dismissal from the graduate program.

Students with an approved iPOS can verify their GPAs in the “My Programs” section of My ASU.



Graduate students must carry a minimum of 3.00 in all GPAs

Cumulative GPA: [REDACTED]

Cumulative ASU GPA represents all courses completed in the graduate career at ASU.

Overall Graduate GPA: [REDACTED]

The Overall Graduate GPA is based on all courses numbered 500 or higher that appear on the transcript after admission to a graduate program or graduate non-degree. This includes shared coursework if in an approved accelerated bachelor's/master's program.

Updated as of June 10, 2020

Plan of Study (iPOS) GPA: [REDACTED]

The Plan of Study GPA is based on all courses that appear on the iPOS (with the exception of Law & transfer coursework)

Updated as of June 10, 2020

What Constitutes Satisfactory Performance (“S”):

- Maintains a 3.0 on all GPAs (iPOS) GPA, Overall Graduate GPA, and Cumulative GPA) or better each semester.
- Receives grades of C or higher in all SHESC courses
- Satisfies the Graduate College criteria for satisfactory academic progress. Please reference the [Graduate College Policy Manual](#) for additional details.
- Satisfies all program requirements in a timely manner (see timeline below).
- Graduate students must remain continuously enrolled (fall and spring semesters only) in their degree program. Failing to do so without a Graduate College approved request to Maintain Continuous Enrollment is considered to be a lack of academic progress. In such cases students may automatically be dismissed from the program by the Graduate College. This does not include summer semesters.

What Constitutes Concern about Performance (“C”)

A status of concern (C) is a serious warning that the student is displaying behaviors that may lead to Unsatisfactory status (U), if left unaddressed. For example, if a student falls behind in meeting their degree milestones, accumulates incomplete grades without addressing them, receives poor evaluations indicating a lack of professionalism in their culminating experience, courses with external partners, or TA or RAs, then their approach will recommend the student receive a status of C and the Program Lead and Committee Chair will outline in detail what the student must do to return to a satisfactory status.

What Constitutes Unsatisfactory Performance (“U”)

Any of the following constitutes unsatisfactory performance and will result in the student being placed on academic probation. Student will receive a letter of academic probation.

- iPOS GPA, Overall Graduate GPA, or Cumulative GPA less than 3.0
- A grade lower than a C in a SHESC course.
- Failure to pass a degree requirement but the concerns are judged by the student’s mentoring committee to be remediable

- Violation of professional or ethical norm in research or practice but the concerns are judged by the student's advisory committee to be remediable
- Three semesters or more behind schedule. Students have six years to complete a master's program. The MS Global Health program is designed to be completed 3-5 terms.

Conditions under which Dismissal is recommended without granting probation:

- Deception or falsification of statements in the admissions application process.
- Unauthorized periods of absence from the graduate program.
- Non-remediable failure of degree requirements
- Seriously compromising relations of the School with the public. This includes but is not limited to presentation of one's own inflammatory positions as also representing those of SHESC or any of its members; acting in culturally inappropriate ways while on SHESC/ASU related business [e.g., drunk and disorderly behavior in public during internships, harassment of community members, etc.].
- Breaches of ethical judgment and professional responsibility (e.g., use of samples or information without consent or permit), including substantiated allegations of a Title IX violation.
- Breaches of academic or scientific honesty (e.g., plagiarism, falsification of research data).
- Serious misuse of SHESC or ASU facilities and/or funds.

TIMELINE AND CULMINATING EVENTS

All graduate students at ASU are subject to the [Graduate College policies](#).

MS in Global Health: Procedures & Paperwork

Process requirements for degree completion:

- Complete the iPOS by the end of the first semester in the program.
- Adhere to program deadlines to identify, register for, and complete the culminating experience (internship) requirement.
- Apply to graduate (via My ASU) by the posted deadline for the semester in which you intend to graduate.
 - The deadline to apply to graduate is posted online with other [graduation deadlines](#), but occurs in early October in fall and early February in spring.
 - There is a \$100 application fee, but if you do not graduate in the semester you pay the fee it will roll forward; you only have to pay the fee once per degree.

Upon completion of the MS in Global Health, such students have completed their graduate work at SHESC. If interested, these students may apply to a PhD program in SHESC according to the separate and standardized process and deadlines; if accepted, they would enter in Phase II of the PhD program. Completion of the MS in Global Health

does not guarantee admission to future SHESC programs.

Paperwork for Special Circumstances

Request to maintain continuous enrollment (Leave of absence): Please reference [Leave of Absence in the Graduate College Policy Manual](#). By requesting to maintain continuous enrollment without course registration, a student affirms that they will not be making use of any University resources for the time period indicated. These resources include University Libraries, laboratories, recreation facilities or faculty time. A leave of absence does not stop a student's "time-to-degree clock." For a master's degree, students have 6 years total. Generally approved reasons for a leave of absence include illness of the student or a close family member.

Request for an extension: Students who need more time than the Graduate College allows for completing an MS in Global Health can request an extension. To do so they must submit a petition through their iPOS. The petition will have to be approved by the student's Committee Chair and the Graduate Student Academic Advisor. The Advisor will submit the petition to the Graduate College. The petition should include:

- The reason the student has been unable to complete the degree by the deadline.
- A timeline of the work remaining until degree completion, including specific dates.
- A statement acknowledging that the student understands only one extension of time to degree may be granted. If they do not complete the remaining work and graduate according to the timeline, no further extensions will be granted, and they will be terminated from the degree program.

Generally speaking, a student must be advanced to candidacy for an extension petition to be considered. The maximum extension granted is typically one year.

Enrollment and Degree Verification for Outside Agencies and Third Parties:

Arizona State University has contracted with the [National Student Clearinghouse](#) to process all enrollment and degree verification requests for employers, employment agencies, background search firms, and various other businesses that offer products or services based on the individual's status as an enrolled student.

Students who need assistance should [contact](#) the National Student Clearinghouse directly at 703-742-4200. If the National Student Clearinghouse can confirm the degree or enrollment, the response is immediate, and requestors will be able to print or obtain a PDF version of the verification. Enrollment verifications for each term will be available starting the first week of classes for that term. A fee will be charged for this service. To request an [Enrollment Verification](#):

- Go to My ASU and navigate to My Classes box
- Select Grades & Transcripts
- Select Transcripts & Test Scores
- Select Enrollment Verification

If a student needs special information on their enrollment verification, or if they need a

specialty verification form completed, such as the Canadian or Alaskan form, they should submit an [Enrollment Verification Request Form](#) (see instructions on form) or go to any [registration location](#) (photo ID required for in-person visits.)

Enrollment Status

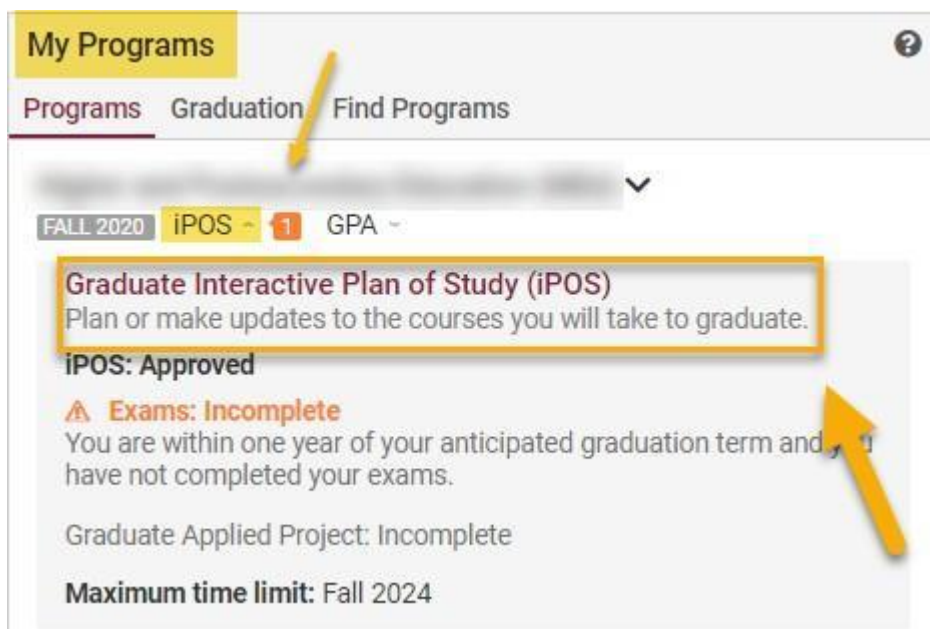
Term	Full-time	3/4-time	Half-time	Less than half-time
Fall & Spring	9+ credits	7-8 credits	5-6 credits	1-4 credits
Summer	3+ credits	N/A	2 credits	1 credit

Students must be enrolled during the semester they apply for graduation. Audited courses do not count toward full-time enrollment.

Resources for the interactive Plan of Study (iPOS)

The iPOS is a list of all coursework and credits taken that will be counted toward the degree. It must be filed by the end of the student’s first semester in the program. If it is not filed by that point, the student’s registration will be cut-off until their iPOS is complete. For a walk-through of the iPOS process that includes screenshots, see the [iPOS Training Manual](#).

Access the iPOS: Students can access their iPOS via *My ASU* → *Programs* → *iPOS*



- Select the appropriate degree. For the MS in Global Health, the next screen should state that the requirements are: 30 credit hours and graduate portfolio.
- *Reminder: Pop-ups must be allowed on your internet browser when filing your iPOS!*

Select transfer courses.

- Students can choose to include up to 9 hours of transfer work from another Master's level program at ASU or another institution, with written permission from their Advisory Committee Chair and Program Lead.

Select a faculty supervisor.

- Students have the option to list their entire committee or just their supervisor/chair (Program Lead). SHESC prefers that they list their committee in its entirety. If a student has co-chairs, the system will not allow them to submit unless they list their committee in its entirety.
- The Program Lead/Internship Instructor is required to serve as the student's chair in the program; the second committee member can be selected from a list provided by the program.
- If one of their committee members is from outside SHESC or ASU and comes up as "not found" during the search, students will need to get permission to add the faculty as an affiliate. Students must work with the Graduate Student Academic Advisor to have them approved by the Graduate College. Students who wish to add an affiliate as a committee member to their committee should submit the following to the Graduate Academic advisor:
 - Signed [Committee Appointment Form](#) by the entire committee.
 - The rationale- brief 1-2 sentence justification for the skills the individual will bring to the committee written by the student. The requested member's curriculum vitae.
 - If the individual is associated with ASU, provide their ID number, if outside
 - External members cannot be the sole chair, but can be a co-chair

Submit the iPOS. Once submitted, it should say "pending in the academic unit."

Update the iPOS as necessary.

- Consider the iPOS as a living document. It will likely need to be updated, particularly as new electives will be offered and others may be not offered in particular semesters.
- If a student does not register for courses projected during the semester or if the prefix/number/title or number of credits do not match, a "course not found" error will be generated.
- Students are strongly advised to regularly check their iPOS to ensure their committee and all coursework are correct.
- If there are errors or outdated information, students can edit the iPOS and resubmit so that it is "pending in the academic unit."
- For the required ASB 584 Internship, students will need to ensure that the number for the course entered on the iPOS matches the number of the course once they are enrolled (among various internship courses offered) to avoid or address an error message.
- The culminating experience requirement will be processed as met once ASB 584 Internship deliverables and grades are posted.

STUDENT CODE OF CONDUCT AND ACADEMIC INTEGRITY

Academic Integrity

At Arizona State University academic honesty is expected of all students in all examinations, papers, academic transactions and records. The possible sanctions include, but are not limited to: appropriate grade penalties, loss of registration privileges, disqualification and dismissal. ASU strictly adheres to the academic integrity policy. This policy sets forth the ASU Student Academic Integrity Policy and appeal procedures. You can view the Student Policy at <https://provost.asu.edu/academic-integrity/policy>.

Academic dishonesty will not be tolerated, and if uncovered, appropriate actions will be taken. Students are expected to familiarize themselves with what constitutes violations to the [academic integrity policy](#). Briefly, violations include but are not limited to: cheating on exams and assignments, plagiarizing, fabricating data or information, submitting the same work in different classes, etc. Students are encouraged to pay special attention to the definition of plagiarism to avoid unintentional mistakes and to discuss the topic further with their advisors and instructors if they are unclear on whether a particular action constitutes plagiarism. Students are also strongly encouraged to reach out to The College's [Academic Integrity Officer](#) and to familiarize themselves with all potential resources the university provides to educate themselves about academic integrity.

Allegations of academic dishonesty will be reported to Amanda Smith, The College's [Academic Integrity Officer](#).

Understanding Academic Integrity

[Academic Integrity](#)

Policy surrounding Academic Integrity

[Student Policy](#)

Protecting the ASU Community

[Why is Academic Integrity Important?](#)

Resources for students to help avoid academic integrity violations

[Student Resources](#)

Resources for faculty, staff and teaching assistants to help avoid academic integrity violations

[Faculty resources](#)

Student Code of Conduct

Integrity is a character-driven commitment to honesty, doing what is right, and guiding others to do what is right. Arizona State University students and faculty are expected to act with integrity in their educational pursuits. The following link can assist in

understanding academic integrity, student code of conduct, the policies surrounding these topics, and the impact and resources available to you.

[Student Code of Conduct | Arizona State University \(asu.edu\)](#)

Title IX

ASU prohibits all forms of discrimination, harassment and retaliation. To view ASU's policy please see <https://www.asu.edu/aad/manuals/acd/acd401.html>.

Title IX protects individuals from discrimination based on sex in any educational program or activity operated by recipients of federal financial assistance. As required by Title IX, ASU does not discriminate on the basis of sex in the education programs or activities that we operate, including in admission and employment. Inquiries concerning the application of Title IX may be referred to the Title IX Coordinator or to the U.S. Department of Education, Assistant Secretary, or both. Contact 480-965-0696 or email titleixcoordinator@asu.edu for more information. Office located at 1120 S. Cady Mall, INTDSB 284. For information on making a report please go to www.asu.edu/reportit/.

OUR COMMITMENT TO INCLUSIVE EXCELLENCE

ASU Charter

ASU is a comprehensive public research university, measured not by whom it excludes, but by whom it includes and how they succeed; advancing research and discovery of public value; and assuming fundamental responsibility for the economic, social, cultural and overall health of the communities it serves.

Inclusive Excellence

Arizona State University is deeply committed to positioning itself as one of the great new universities by seeking to build excellence, enhance access and have an impact on our community, state, nation and the world. The School of Human Evolution and Social Change affirms Inclusive Excellence as part of our academic mission and vision. As such, our students, staff, and faculty strive to create a collaborative, collegial, and productive working environment that respects the dignity inherent in each of us. Learn more about ASU's inclusion philosophy.

FINANCIAL ASSISTANCE POLICIES AND PROCEDURES

Financial Aid Policy and Procedures

ASU has many forms of financial aid available, including scholarships, grants, federal work-study and loans. Students should check out these [options](#) to get started and get

an idea of some of the financial awards for which they could be eligible.

In addition to financial aid packages with federal grants and loans, students can apply for scholarships specific to the university and The College to help pay for college costs. The School of Human Evolution and Social Change also offers a [collection of awards and fellowships for graduate students](#).

The Financial Aid office is available 24 hours/day, 7 days/week. Students can call toll free at: 855-278-5080.

For additional questions regarding financial aid, student should check out the answers to these frequently asked questions: [Financial Aid FAQs | ASU Students | ASU](#)

Assistantships and Apprenticeships

The Teaching and Research Assistant role is an important one to the ASU community. A TA/RA appointment provides graduate students with professional development opportunities that are unique to academia while also supporting the university's teaching, research and service missions. See the [Graduate College TA/RA Handbook](#) for more information. In some cases, MS Global Health students may serve in these roles.

MS in Global Health students are not reviewed upon admissions for an assistantship or apprenticeship. Students are able to apply for these positions should a spot become available. There are two kinds of assistantships at ASU; teaching assistantships (TA-ships) and research assistantships (RA-ships).

Teaching assistantships (TA-ships). The teaching assistant is an enrolled student appointed part-time by the university whose primary responsibility is in an instructional capacity. Teaching assistants may lecture, lead discussion groups, serve as an assistant to laboratory classes, tutor students, proctor examinations, grade tests and papers, and provide general assistance in the instructional process under the direct supervision of a faculty member.

Research assistantships (RA-ships). The research assistant is an enrolled student appointed part-time by the university whose primary responsibilities are research related. Graduate research assistants may assist faculty members in research and creative activities, perform administrative or editorial duties directly connected to research and creative activities, develop and evaluate instructional materials and/or curricula, or assume responsibilities for a designated research area under the direct supervision of a faculty member.

Assistantship and Apprenticeship Re-appointments. TA/RA appointments are, by definition, term appointments. TAs/RAs should not assume reappointment merely because they did not receive a termination notification at the end of a term. Reappointments are subject to and contingent upon the continuing availability of funds,

satisfactory academic progress and performance as determined by SHESC and/or the appointing unit. In considering reappointments, the appointing unit or project director must consider the TA's/RA's contribution to the objectives of the unit or project along with the assistant's/associate's academic progress.

Absence and Leave Policies for TAs/RAs

A TA/RA should notify their supervisor in advance of an absence and, when possible, assist in obtaining a replacement or rearrangement of the duties. Excessive absences, regardless of the reason, are cause for termination before the end of the appointment period. TAs/RAs should consult with the supervising faculty member about specific policies regarding absence from service.

A supervising faculty member or academic unit can terminate a TA/RA who has abandoned their position. A TA/RA who has not reported for their assignment for three or more consecutive business days (or 3/5 of a regular week's workload) has abandoned their position. The supervising faculty member should send a letter via mail (return receipt requested) or email (read receipt requested) outlining the details in the original appointment letter, including the start date of the appointment and the length of time the TA/RA has failed reporting for duty. The letter should at a minimum – outline the TA/RA responsibilities and the length of time in which they were not in communication with the faculty advisor, as well as any other difficulties or conflicts the faculty member experienced. The TA/RA then has two days (or 2/5 of a normal workweek) to reply and address the concern. After the two days, the appointing unit should send a confirming letter or email terminating the TA/RA appointment due to the abandonment.

Evaluation for TAs/RAs

Students in TA or RA roles will be evaluated by their advising faculty member each term (A and B or C sessions) and may request to see copies of their evaluations. Students failing to meet benchmarks or satisfactory performance in their employment roles are at risk of losing funding, including loss of multi-year funding packages. Students failing to meet benchmarks or satisfactory performance in their employment roles will be provided a remediation plan developed by the Director of Graduate Studies and Graduate faculty (including Approach faculty or students' committee members). To regain eligibility for TA or RA funding, students must successfully complete the remediation plan. Completion of the remediation plan may not lead to reinstatement of a multi-year funding offer. Special circumstances may make it difficult for certain students to reach these benchmarks and exceptions may be made on a case-by-case basis.

Termination before End of Appointment Period

The head of the appointing unit may make TA/RA assignments and re-assignments whenever warranted. TAs/RAs are responsible and required to fulfill their assignment throughout the semester as outlined in an appointment letter until they receive a revised letter by the appointing unit. There are both voluntary and involuntary reasons that a

unit may terminate a position before the end of the appointment period.

Appointing units have the right to rescind or modify TA/RA offers prior to the beginning of the appointment term or end of the appointment period, given reasonable cause. Reasons for the rescinding or modification of offers may include, but are not limited to the following: change in academic unit's financial situation; student misconduct; change in student's academic discipline or enrollment status; failure of student to accept offer by deadline indicated in offer letter and failure of student to complete required orientations or trainings as indicated in offer letter. Appointing units must issue a formal letter outlining causes for rescinding or modifying an offer.

In those cases, where the job performance of a TA/RA is not meeting expectations, the supervising faculty member should advise the student, both orally and in writing. The supervising faculty should attempt to help the TA/RA improve their performance before terminating the appointment. Additionally, a supervising faculty member, Director of Graduate Studies, or head of the academic unit should document the reasons for the actions to terminate prior to the end of the appointment term. The Dean of the College of Liberal Arts and Sciences and the Dean of Graduate College should receive a copy of the letter outlining cause for termination prior to the end of the original appointment. Within 10 days of the receipt of the notice of termination, the TA/RA may appeal the decision at the unit and college level. The Dean of Graduate College should receive a copy of the appeal. Dismissal procedures can be found at [the following website](#).

DEPARTMENT AND UNIVERSITY RESOURCES

ASU and the School of Human Evolution and Social Change have a variety of resources to help students succeed in their program. A fulfilling academic career includes a sense of community and opportunities to help shape the School's future, as well as that of individual students. That is why SHESC sponsors an award-winning graduate student club and offers facilities and prospects promoting student collegiality and advancement.

Association of All Graduate Students (AAGS): This student-led association provides a number of activities on the student's behalf and serves both as a forum where all students can voice their concerns, as well as a direct link with the School's faculty and administration and with other ASU graduate student associations.

Graduate Student Government (GSG) is the graduate student government for Arizona State University. They provide services and resources that facilitate and empower student success in all aspects of academic life, and advocate for students not only on university level but also in all levels of government.

Graduate Lounge/Workroom: Located in the School of Human Evolution and Social Change Building in Room 112, this room provides a space where graduate students can socialize or study while on campus. The lounge has tables and chairs for studying,

couches for relaxing and refrigerators for food. In addition, informal collaborative meetings are conducted here.

All Graduate Student and Leadership Meetings: At least once a year SHESC holds All Graduate Student and Leadership Meetings, which serve a dual purpose. They provide an opportunity for graduate students to ask questions or raise concerns directly to the school's directorate, while also providing the opportunity for the directorate to update graduate students on important trends, policies and issues affecting their academic career, research and teaching.

New Student Orientation Series: Throughout the fall semester, the Director of Graduate Studies and the Graduate Student Academic Advisor host a workshop series providing new SHESC graduate students information about navigating SHESC and ASU, successfully obtaining funding, submitting their iPOS, developing strong mentoring relationships, and finding the holistic support needed to sustain them through the graduate training journey.

MS Monthly Round Tables: Students are invited to a monthly round table discussion with the Program Director and the Graduate Advisor. This is a great opportunity to learn more about the program and ask any additional questions.

Academic and Professional Resources

There are many academic services available to graduate students in the School of Human Evolution and Social Change. Below is a list of resources that can help guide students through their academic journey either by providing guidance or by providing opportunities.

Program Lead

Students are expected to schedule meetings with the Program Lead once per semester to check in on progress towards program and career objectives.

- First semester: Discuss interests, desired skills, and career goals; map out coursework to achieve goals over the course of the program (e.g., plan for the interactive plan of study, or iPOS)
- Next semester(s): Start planning for internship, discuss coursework
- Penultimate semester: Solidify internship plan, discuss coursework
- Final semester: Prepare for postgraduate career plans

MS in Global Health Program Canvas

There is an active canvas platform for the MS in Global Health program. This canvas platform holds many resources, including regularly updated program contacts, curriculum, professional development resources, and step-by-step guidance for the internship, including support in crafting and securing internships, requirements, and deadlines. Students are added to the platform concurrent with their Orientation week and are encouraged to review it regularly (semesterly) for updates.

Advising

Faculty Committee Chair. The Program Lead/Internship Instructor is required to serve on the student's committee and can be designated as the Committee Chair. In this role and the role described above, the Committee Chair will consider the students' career goals and help students develop an appropriate Interactive Plan of Study (iPOS) that aligns, as well as provide mentoring that may serve the student's career goals. The chair must be a member of the [graduate faculty](#) in Global Health.

Staff advisor. SHESC's Graduate Academic advisor can guide students through the application process, orientation, funding, course registration, degree progress, various ASU administrative situations and graduation.

Interactive Plan of Study (iPOS): Students are required to file an interactive Plan of Study before the end of the first semester in the program. The iPOS will include specific degree requirements, such as courses and a culminating experience. SHESC's Graduate Academic advisor should be the initial contact for all students regarding these requirements. Once the iPOS has been approved at all levels, students can log into My ASU to complete or alter information about their committee or courses, file a petition, and track degree milestones (such as comprehensive examinations, dissertation proposals and graduation deadlines). Links to information appropriate to your stage in the program will also be available via My ASU.

Graduate and Undergraduate Committee (GUC): Faculty members who serve as the head of each approach and degree program serve on the school's graduate and undergraduate committee, along with the Directors of Graduate and Undergraduate Studies. If you have questions about any aspect of the program, you are welcome to bring those concerns to the appropriate member of the Graduate and Undergraduate Committee. The Global Health Approach Head may serve as a specific resource.

Collections

Our school and its Center for Archaeology and Society manage extensive archaeological, ethnographic and evolutionary anthropology [collections](#), primarily from Arizona but also representing Mesoamerica, Africa and Asia. Of the more than 250,000 individual and bulk specimens available for research, teaching and exhibitions, about 200,000 are digitized. Type and comparative collections are also available in a variety of materials: ceramics, fauna, pollen, seeds, non-human primates, fossil hominids, and dental casts. Individual faculty members also maintain artifacts, human remains and/or related digital materials relevant to their teaching and research. See individual faculty members for more information.

Field Schools

Several faculty members across The School of Human Evolution and Social Change conduct field schools around the world providing hands-on experience and unique learning opportunities. Specific program dates and registration deadlines are posted in the [Field Schools section at the bottom of SHESC's Study Abroad page](#).

Graduate Computing Lab

SHESC graduate students will have 24/7 access via key code to Room 112 of the School of Human Evolution and Social Change Building, a state-of-the-art computing lab equipped specifically for our graduate student needs. Students can bring their own laptop or use the school's computers, peripherals and wireless access. Additional software is also available from My ASU's "my apps." Use the My Help/Help Desk area on My ASU to submit a request for technical assistance.

Subject Librarian

The Social Sciences Librarian, [Mimmo Bonanni](#), serves as the main library contact for SHESC, handling Anthropology, Global Health, Museum Studies, and Equity, Justice, and Sustainability. He is available to help students with their research needs by assisting in locating specialized resources, using citation software to manage citations and create custom bibliographies, and by providing consultations for theses and dissertations, as well as research/teaching assistant duties. We strongly encourage students to reach-out to the Social Sciences Librarian and get acquainted with all the resources tailored to specific fields.

Student Support Services

International Students

International students who have been admitted to ASU must go to the International Scholars and Students Office ([ISSC](#)) located inside the 1st floor of the Student Services Building in Room #170, with their passport and immigration documents as soon as they arrive on campus. During the first week or so, international students must carry a few photocopies of their passport's photo page, since various offices will need a copy of it. International students must be enrolled full-time throughout their academic year (9 credit hours). Their passport and I-20 or DS-2019 must be kept valid at all times. Upon returning to the U.S. for continued study or employment international students must obtain a [travel signature](#). International students will also need to ask the ISSC about how to obtain a social security card. Their website is a great source for information ([Global@ASU](#)). International students must also attend the **mandatory [international student orientation](#)**.

Student Accessibility and Inclusive Learning Services

The [Student Accessibility and Inclusive Learning Services](#) (SAILS) provides services to qualified students on all ASU campuses: Downtown, Polytechnic, Tempe, and West.

All new students who wish to request accommodations need to register with SAILS from the [SAILS home page](#). If they have any questions or experience any difficulties with this process, they should contact the Graduate Student Advisor for assistance. SHESC seeks to establish equal access for all students and looks forward to working with them.

Career and Professional Development Services

The ASU [Career and Professional Development Services](#) offer assistance on resumé writing, interviewing preparation, job and internship search strategies and employment

services. In addition to the resources below, this office is available to assist you virtually and in-person with a variety of career-related topics, including career exploration. To meet with a Career Advisor, students can log into Handshake to schedule an in-person or virtual appointment.

Veterans' Services

The Pat Tillman Veterans Center serves the students and families who have served our country by helping them succeed on their college journey and preparing them for life after they graduate. College is a major transition for any student, and even more so for military-affiliated students because of their overall life experience and divergent path to college. The Pat Tillman Veterans Center assists active-duty, veteran and veteran-dependent students with their military education benefits and offers programs, events, and a place where student veterans can connect with and support each other.

[Career and Professional Development Services](#) is proud to offer assistance for veterans in partnership with the Pat Tillman Veterans Center, CPDS supports veterans in their professional development and career exploration and offers the following services:

- Career Advising
- Career Events
- Major and Career Exploration
- Resumé and Cover Letter Reviews
- Interviewing Techniques and Practice
- Career Assessments
- Career Workshops and Webinars
- Hands-on Learning Opportunities
- Job and Internship Search Strategies
- Employer Information Sessions
- On-campus Interviews
- Job and Internship Postings
- Test Preparation for Grad School Applications
- Personal Statement Assistance
- Connection to Service Opportunities
- Networking Tips
- Virtual Services and Resources
- Professional Mentoring

Handshake is ASU's online career and internship portal. In addition to the resources below, this office is available to assist you virtually and in-person with a variety of career-related topics, including job and internship search strategies, resumé writing, interviewing and career exploration. To meet with a Career Advisor, students can log into [Handshake](#) to schedule an in-person or virtual appointment.

ASU Career Counseling

Drop-in Career and Internship Advising is available for all students and alumni. Practice interviewing and receive advice on maintaining a competitive resume.

<https://career.asu.edu/>

Global Education Office

Explore a variety of programs coordinated through ASU that take place globally.

<https://goglobal.asu.edu/>

Student Wellness

[10 Best Practices in Graduate Student Wellbeing](#) is a short guide for ways to help graduate students better care for themselves under the increasing demands of graduate school.

[Graduate Wellness Resources](#) is a guide to Financial, Social, Emotional, and Physical Health and Wellness Resources for ASU Graduate Students. For more information please visit [Wellness@ASU | Live Well @ ASU](#)

Business Services

Student Accounts

Upon admission, students receive an ASURITE UserID, an activation code and instructions to [activate their account](#). This site allows students to activate their ASURITE User ID from an off-campus computer and create their own password. After asking the student to review the policy and security information, the system verifies the student's identity by requesting their date of birth. Students must then select their password. It is highly recommended to use letters in upper and lower case, numbers and symbols in the password, for security reasons. The system will then ask if the student has an email account. If a student wants to continue using their existing email system, they should select "Yes, I have an email account" and then enter the address of their personal email. This will ensure that they get all correspondence ASU sends them. All official university business and announcements take place on official university email addresses. It is the student's responsibility to arrange so that messages sent to their official ASU email account reach them.

If a student wants to use the ASU email as their primary email, they have two options. First, ASU has partnered with Google to provide ASU email via a Gmail interface. More information can be found at [Sign-In](#). Some students love this interface, whereas others prefer to use another client program. In this case, ASU Gmail can be configured for IMAP. You can also set up ASU email on your smartphone and use email forwarding. More info at [ASU Help](#).

ID Card/Sun Card

The ASU student ID card, often referred to as the Sun Card or Pitchfork ID Card, will be issued after a student registers for classes. This card is a student's student identification card, library card, copy card, and sometimes their building and elevator key. Students can also use it as a credit card for things like vending machines, charging items to their

student account, and paying for phone calls, if they sign-up for this service. The Sun Card gets students into the Student Recreation Complex (i.e., the gym) and when validated, gets them into some ASU athletic and cultural events for free or at a reduced rate. Validation for the current semester can be obtained at the Gammage Center or University Athletic Center ticket offices.

The ASU Sun Card can be obtained at the beginning of the semester after a student registers for classes. The Sun Card office is in the Lower Level of the Memorial Union (south end), MU 58 (during the first couple weeks of classes, the Sun Card office offers their services on the 2nd floor of the MU). Students will be asked to fill out a card with their name, ASU ID number, and classification (Student, Faculty/Staff, or Other). Students pay \$25 for their card with cash, check, Visa, or MasterCard, or they can have the charge posted to their University Student Account. Valid proof of identity is required so the student's identity can be verified before their Sun Card is created. Afterward, their picture is taken and the card is produced on the spot. The process takes about three to five minutes. You may also upload a photo at the [website](#) and have a card mailed to you.

DEGREE REQUIREMENTS FOR M.S. IN GLOBAL HEALTH

The Master of Science program in global health in the School of Human Evolution and Social Change exposes students to a comprehensive understanding of the factors that lead to morbidity around the world, including ecological, political, cultural, institutional, historical, evolutionary, social and technological factors. This program equips students with the necessary skills to create effective, sustainable and culturally appropriate approaches to prevent, assess and mitigate disease as well as to critically assess the work of others in their professional environments.

The program helps learners to cultivate professional practice through focus on application of technical knowledge into professional settings by integrating recognized global health competencies.

30 credit hours and a portfolio

Required Core Courses (3 credit hours)

ASM 503 Evolutionary Medicine and Global Health (3)

Restricted Electives (Choose 4 courses for a total of 12 credit hours)

ASB 500 Qualitative Data Analysis (3)

ASB 500 Research Design in Global Health (3)

ASB 504 Global Health Policy (3)

ASB 507 Advanced Evolutionary Medicine (3)

ASB 510 Health: Social and Biocultural Theories (3)

ASB 526 Survey Topics in Global Nutrition (3)

ASB 548 Maternal and Child Health (3)

ASB 598 Epidemiology in Context (3)

ASB 598 Monitoring, Evaluation, and Learning (3)

ASB 554 ONE Health (3)

ASB 455 Practicum for Social Sciences (3)

ASB 457 Global Mental Health (3)

ASB 462 Medical Anthropology: Culture and Health (3)

ASB 494 Ethnic Disparities and Health (3)

Substitutions can be made (only) with other SHESC courses.

Electives (Choose 4 courses for a total of 12 credit hours) NLM 530

Program Evaluation and Information Management (3)

JHR 503 Gender Violence/Sex-Trafficking (3)

JHR 505 Migration, Asylum, Refugees (3)

SOS 530 International Development and Sustainability (3)

SOS 536 Food System Sustainability (3)

Other relevant electives as approved by the Advisor.

Choose from hundreds of relevant electives offered across ASU. Connect with the Graduate Academic advisor and Program Lead for lists of recommended

and approved electives before registering.

Other Requirements (3)

ASB 584 Internship (3)

Culminating Experience (0 credit hours)

Portfolio reflecting on internship (0)

In conjunction with the ASB 584 Internship course, the Culminating Experience portfolio will include assignments that facilitate reflection on interprofessional competencies, periodic check-ins with Internship Instructor, a critical reflection paper as well as evaluations on internship product and performance.

Sample* Chronological Chart of Global Health Degree Program Requirements

**Based on enrolling in a minimum of six credit hours per term. Timeline is subject to change based on number of courses enrolled per term and interests.*

Coursework Requirements	Other Academic Requirements
<ul style="list-style-type: none"> • 30 credit hours of coursework and Portfolio. Portfolio constitutes ASB 584 Internship and coursework. 	
<p><u>First Semester</u></p> <ul style="list-style-type: none"> • ASM 503: Evolutionary Medicine & Global Health • ASB 504: Global Health Policy or another Restricted Elective 	<p><u>First Semester</u></p> <ul style="list-style-type: none"> • Students develop a Plan of Study (iPOS) by the end of second semester. See the iPOS manual for completing the iPOS.
<p><u>Second Semester</u></p> <ul style="list-style-type: none"> • ASB 598: Monitoring, Evaluation and Learning or another Restricted Elective • HCE 501: Biostats & Data Management or another Open Elective 	<p><u>Second Semester</u></p> <ul style="list-style-type: none"> • Begin exploring career interests and goals
<p><u>Third Semester</u></p> <ul style="list-style-type: none"> • HCD 520: Population Health or another Open Elective • ASB 598: Epidemiology in Context or another Restricted Elective 	<p><u>Third Semester</u></p> <ul style="list-style-type: none"> • Explore internship opportunities available.

<p><u>Fourth Semester</u></p> <ul style="list-style-type: none"> • ASM 554: One Health or another <i>Restricted Elective</i> • SOS 536 Food Systems Sustainability or another <i>Open Elective</i> 	<p><u>Fourth Semester</u></p> <ul style="list-style-type: none"> • Secure internship
<p><u>Fifth Semester</u></p> <ul style="list-style-type: none"> • ASB 548: Maternal and Child Health or another <i>Open Elective</i> • ASB 584: Internship 	<p><u>Fifth Semester</u></p> <ul style="list-style-type: none"> • Apply for graduation <p>Congratulations! You are awarded the MS in Global Health!</p>

M.S. in Global Health Accelerated Degree Program

The M.S. in Global Health program requires a total of 30 credit hours. Students who are currently pursuing the online or in person B.S. in Global Health, B.A. in Global Health, B.S. in Anthropology, or B.A. in Anthropology may be eligible to apply to the accelerated 4+1 MS Global Health program in which both degrees can be completed within 5 years. The curriculum for the MS Global Health and the accelerated BA/BS + MS in Global Health are the same, with one exception: while sharing courses, on-ground students may avail themselves of on-ground SHESC graduate courses; such as ASB 503 Medical Anthropology, methodological courses listed as ASB 500, and others, with approval. It is entirely possible for students to complete the master's requirements in one calendar year after completing their undergraduate degree, but students have the option of completing it in 2 years.

To apply for the 4+1 MS in Global Health, students must first complete the [Pre-application Form](#). If approved from the pre-applications, students will then have to complete the online Graduate Application for the MS in Global Health, with a start date for the semester after the undergraduate degree is awarded. Pre-application approval does not guarantee admission to the program. If approved to apply, students will receive additional instructions on this process.

Pre-application deadlines

- Fall start: June 1
- Spring start: November 1

Program Eligibility

To be eligible for admission to the accelerated program, a student must have:

- Declared a BA Global Health or BS/BA Anthropology major at the time of application
- Accumulated 75 hours toward the BA/BS at the time of application and be on track to have completed 90 hours by the start of the 4+1 program
- Obtained a 3.0 GPA in all Global Health major coursework and an overall 3.0 GPA

Application Materials

To submit the Pre-application, you will need the following Pre-application Materials. All materials will be uploaded to this [google form](#) for official submission.

- Completed pre-application form
- Personal statement
- CV / resume
- Unofficial ASU transcript
- Advisor recommendation (can be either a signature on the pre-application or an email stating they discussed the program with the student)

Faculty recommendation (either be a signature on this document or an email stating they recommend the student for the program)

MS in Global Health Internship

Students enrolled in the MS in Global Health in the School of Human Evolution and Social Change (SHESC) complete an Applied Global Health internship. The internship is an experiential learning course where students advance their understanding of current global health issues. Additionally, students build and hone their skills, including their critical reflection skills, for their own professional development in an applied global health context. Thus, the internship is expected to take place toward the end of the program (preferably in the last semester) when the student has completed at least 21 credit hours toward the 30 credits in the MS in Global Health degree. Internships can be completed in-person or remotely and do not have a geographic requirement.

The process of setting up internships varies from case to case. Students are responsible for narrowing their interests and identifying potential types of placements that would be appropriate to their content and skills interests and furthers their career goals. In some cases, the Program Lead, Internship Instructor, and other SHESC faculty and staff may be aware of and can share opportunities that are a potential fit with the student's specific interests. Whatever the circumstances, make sure you discuss your potential internship with the program lead/internship instructor first, so that the timing, length, and appropriateness of the work is discussed before you reach an agreement with a site supervisor. It is a good idea to have an internship goal in mind before you make any contact with a potential site supervisor.

Students must enlist the cooperation of their Program Lead (Committee Chair), internship instructor, and site supervisor to craft a scope of work (see following page) that outlines an internship that fulfills the criteria for the MS Global Health. Students will upload this plan along with their site supervisor's written agreement for review by the internship instructor. Students are also responsible for ensuring that a Student Placement Agreement is in place between ASU and the internship site.

Concurrent with the internship, students will enroll for three credit hours in *ASB 584 Internship* for the semester in which the internship will take place. Three credit hours is equivalent to 135 hours, with 115 contact hours in the applied internship and 20 hours associated with coursework in the ASB 584 class. At the conclusion of the semester, a grade will be assigned based on:

- Participation: Reflective assignments on interprofessional competencies, professional development work, and periodic check-ins with the Internship Instructor
- Critical reflection paper
- Mid-term and final performance evaluation by Site Supervisor
- Internship product, as evaluated by the Site Supervisor and Internship Instructor

Review the ASB 584 Internship Handbook for a complete description of internship expectations and processes and Scope of Work with the Site Supervisor. Students may access the MS in Global Health program Canvas for step-by-step directions. Course procedures and grades are governed by the course syllabus once enrolled.

Internship Overview

Students in the MS Global Health at Arizona State University are required to complete an internship of 135 hours (115 internship contact hours and 20 hours of coursework) for their culminating experience. The student is expected to generate a product during their internship (counted towards the 115 contact hours) as well as self-assessments and a reflective paper in the accompanying internship course.

In an ideal internship, the intern will:

1. Work closely with a member of the organization who serves as the student's site supervisor
2. Have the opportunity to contribute to activities and projects that have significance to the institution
3. Be able, as part of their duties, to concentrate on a project for which he or she is principally responsible
4. Be able to gain an understanding of the larger institution. This is usually accomplished by enabling the intern to attend meetings or other activities which are related to planning or institutional coordination.

In addition to providing supervision during the internship, the Site Supervisor will:

1. Submit a mid-term evaluation of intern's performance half-way through the internship period by responding to a survey link (and preferably reviewing constructive feedback with the intern).
2. Submit a final evaluation of intern's performance at the end of the internship period by responding to a survey link (and preferably reviewing constructive feedback with the intern).
3. Submit an evaluation of the student's product for their internship using a provided rubric by responding to a survey link.

With the above in mind, the student intern and Site Supervisor will collaboratively complete the student's Scope of Work for the internship.

Once the internship is finalized with the site, the student will complete the Internship Contract to obtain official approval to enroll in the course.

Internship Logistics

Student Name: _____

Organization

Organization Address

Internship Dates

(MM/DD/YY-MM/DD/YY)

Internship Location (Where intern will report)

_____ Organizational Address _____ Remote

_____ Other: _____

Work Schedule (115 Contact Hours)

Intern will work: _____ hours/week for _____ weeks

Intern will primarily have (*choose one*): ___ flexible work schedule

___ regular work hours, specifically (please detail schedule):

Intern Status: Unpaid, Paid/ Stipend

Organization Website

Site Supervisor Name

Site Supervisor Title

Phone Number xxx-xxx-xxxx

Email

Other Important Information (e.g., temporary internship supervisor due to planned leave, alternative or administrative emails, etc.)

Scope of Work

- 1. Describe the project or project component for which the student will have principal responsibility:

- 2. Describe the duties and activities in which student will complete or participate (attach additional sheets as appropriate):

- 3. Describe the anticipated product of the internship:

- 4. Describe additional opportunities for learning about institution and field as a whole:

Student

Date

Site Supervisor*

Date

**In lieu of signing this document, the site supervisor can respond by email to the student sharing this final document with "I agree with the proposed Scope of Work."*